

TDL-BS1 Bluetooth Speaker LED Base User Guide

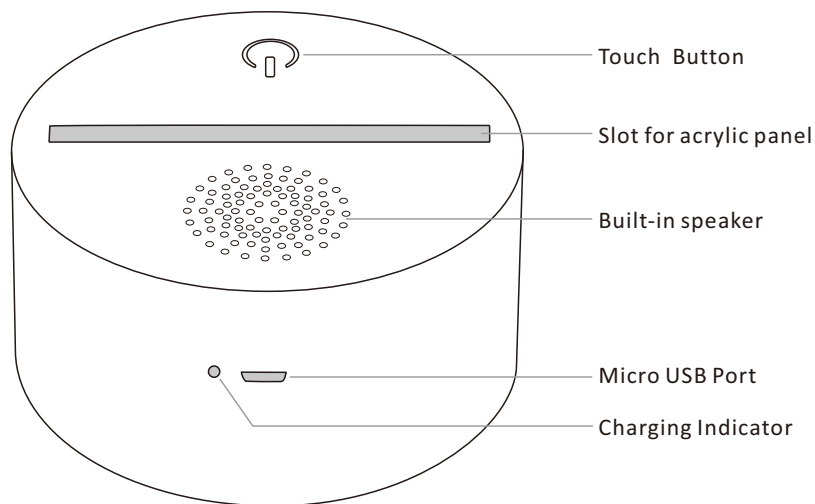
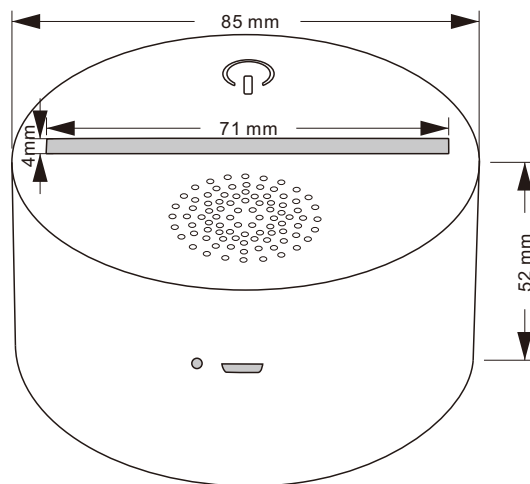
Please read this manual before using TDL-BS1 Speaker LED base.

1. General Introduction

TDL-BS1 LED base speaker has 7 kinds of light colors and built-in 1200mAh rechargeable battery. You can play music by connecting to mobile phones/PC via Bluetooth.

2. Specifications:

- Model NO.: TDL-BS1
- Number of LED: 8 pieces
- Light Color: 7 kinds of light colors
- Life Time: 10,000 hours
- Power Input: DC 4.5V~5V
- Battery: Built-in 1200mAh Li-battery
- Output Power: 2~2.5W
- Material: ABS and PCBA
- Dimension: 85mm(W)*85mm(L)*52mm(H)
- Slot Dimension: 71mm(L)*4mm(W)
- Net Weight: 115g
- Unit Package Weight: 0.12KG

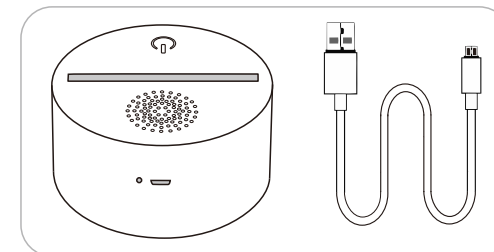


3. How to use

- (1) Remove the transparent protective films of acrylic plate. Insert the Acrylic panel into the base;
- (2) Long touch the touch button for 4~5 seconds to turn on the LED base speaker.
- (3) Tap button to choose light color and light mode.
- (4) Enable Bluetooth on mobile phone, search and pair to Bluetooth device LED lamp base "DDFG-X1".
- (5) Long touch the mode button for 4~5 seconds to turn off the bluetooth speaker lamp base.

4. Packing List

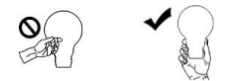
- 1 piece speaker LED lamp base
- 1 piece USB charge cable
- (USB Charger is not included)
- (acrylic plate, foam and gift box are optional)



5. Cleaning Instructions

- Please clean acrylic plate with clean soft cloth. Do not use abrasive cleaners as it will damage acrylic surface.

6. Safety Instructions

- This product is for indoor use only.
 - Before inserting the acrylic design into the base, please remove the transparent protective film from both sides.
 - Do not touch acrylic plate surface with your fingers as this will leave marks and may affect the 3D illusion.
- 
- To insert batteries, slide off battery cover, insert new batteries and replace cover.
 - Rechargeable batteries are to be removed from the product before being recharged and should be recharged under adult supervision.
 - Do not mix standard and rechargeable batteries or new and old batteries.
 - Always insert batteries with the correct polarity.
 - Exhausted batteries are to be removed from the product immediately.
 - Always switch the lamp off overnight or if left unattended.